

# **Building Executable Specifications using Model Based Design**

**26.04.2016**


**Chinmay Chinara**  
**Mahindra Research Valley**  
**Chennai**

# AGENDA

- **OLD WORKFLOW**
- **PROBLEM STATEMENT**
- **NEW WORKFLOW**
- **RESULTS ACHIEVED**

# OLD WORKFLOW

**DO A COMPLETE  
ANALYSIS OF WHAT IS  
REQUIRED AND  
DOCUMENT THEM  
MANUALLY**

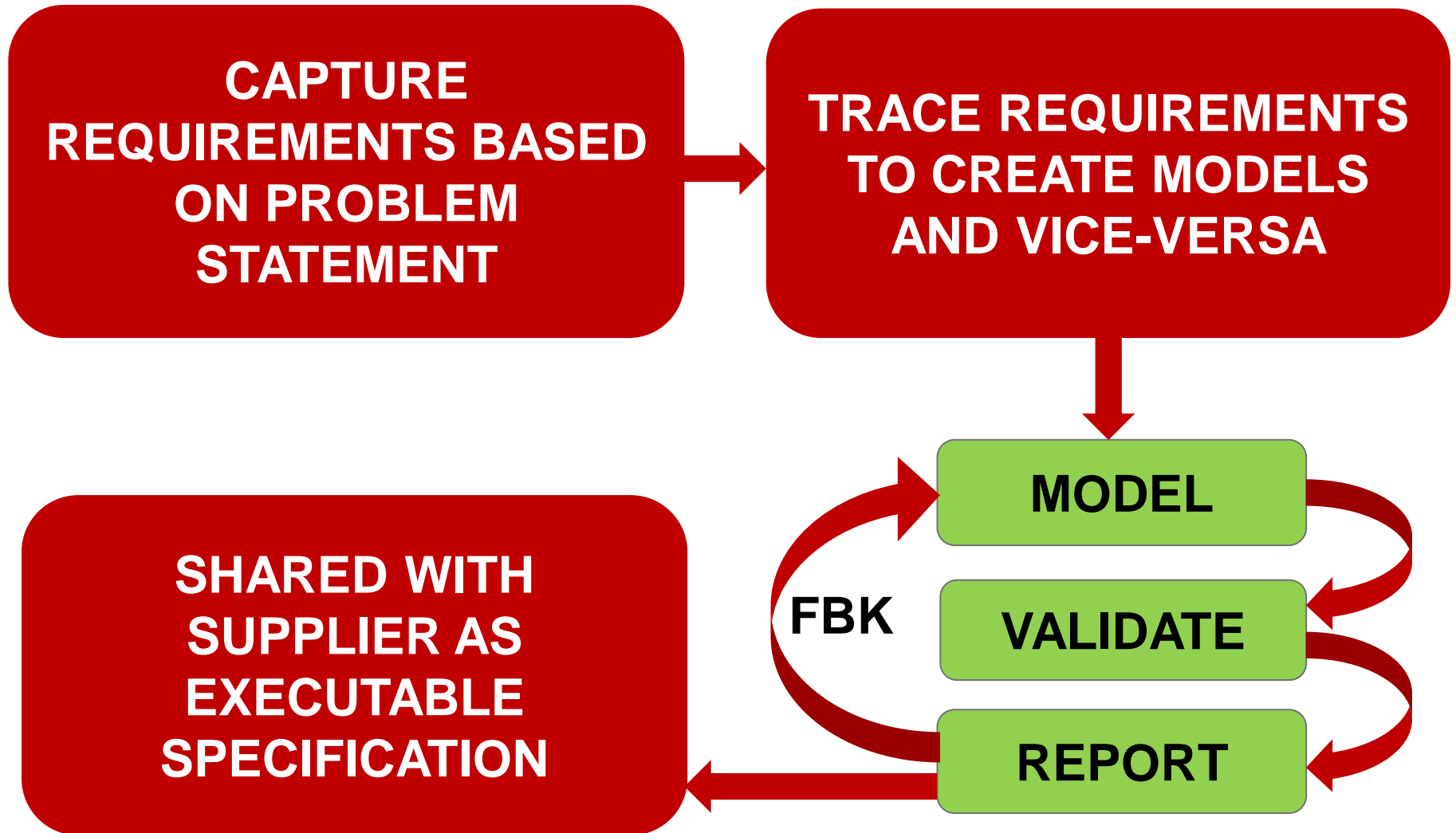


**GIVE THIS AS A  
REQUIREMENT TO THE  
SUPPLIER DIRECTLY**

# PROBLEM STATEMENT

- **Communication gap as most of our suppliers are from North-East Asia**
- **Huge development time**
- **Delay in software deliveries**
- **Numerous software bugs**

# NEW WORKFLOW



# CAPTURE REQUIREMENTS

- **Communication gap as most of our suppliers are from North-East Asia**

➔ **VAST TEXTUAL CONTENT, NEED FOR MAKING IT MORE ILLUSTRATIVE**

- **Huge development time**
- **Delay in software deliveries**
- **Numerous software bugs**

**MAKE THE SPECIFICATION VISIBLE AND EXECUTABLE**

# REQUIREMENT TRACEABILITY AND MODELLING

## 2 SCOPE

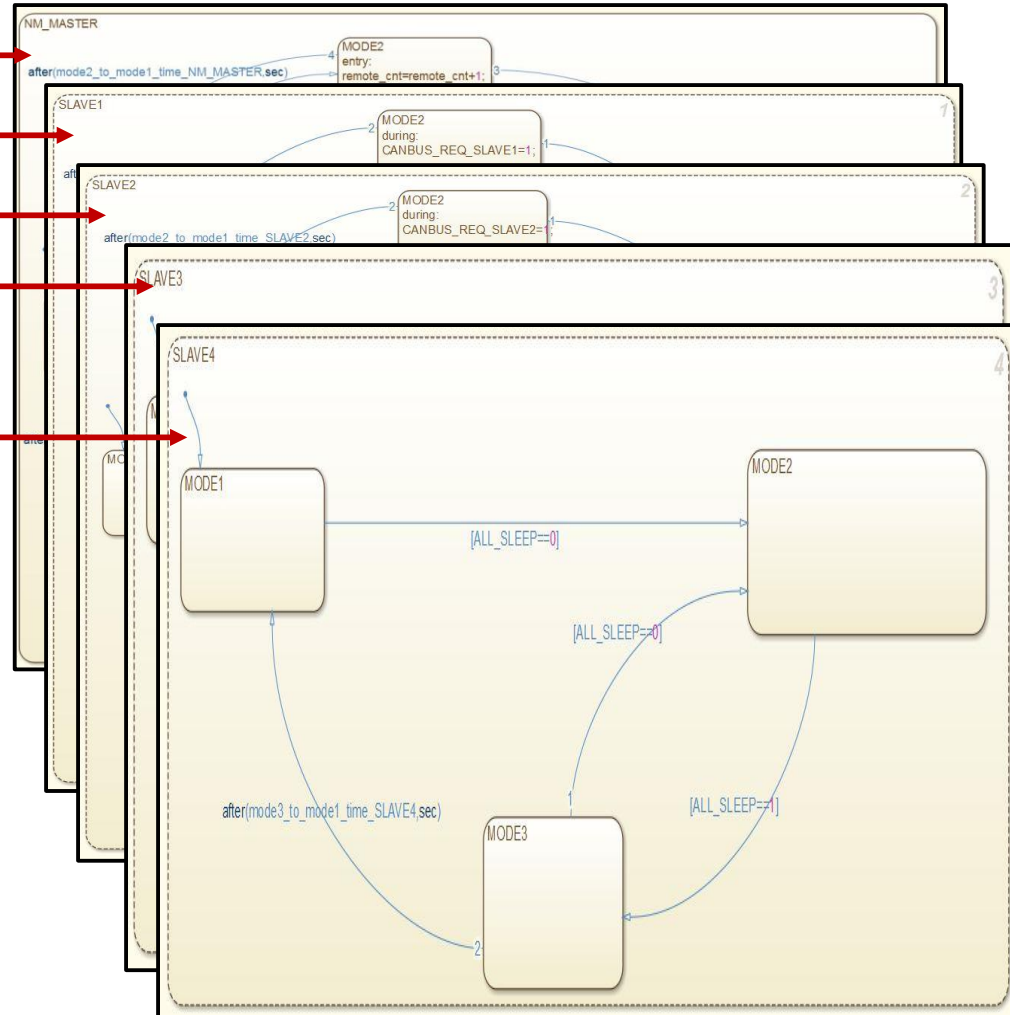
This document describes the CAN wakeup strategy in which certain nodes (here being ECUs) are required to be functionally active with communication after IGN OFF.

## 3 CAN Wakeup

There are two concepts involved for wakeup communication: NM\_MASTER and SLAVE. NM\_MASTER node is the one that initiates communication on the detection of pre-defined triggers. Based on these triggers the NM\_MASTER node would initialize and send CAN messages on CAN port to other nodes in network. SLAVE node is the one which on receiving a wakeup message performs the activities intended.

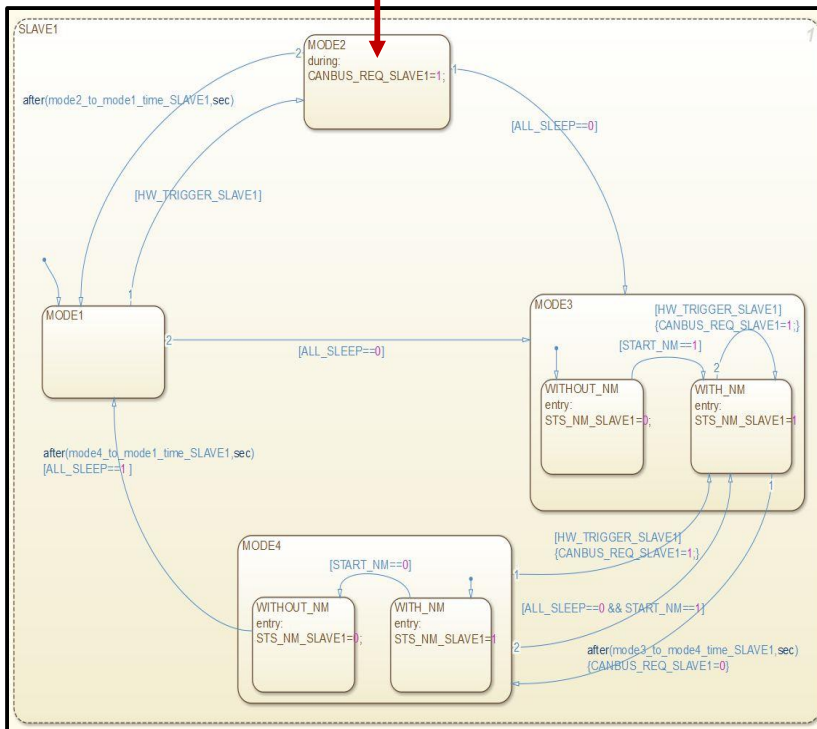
For proceeding with the logic to be implemented consider the following ECUs:

1. NM\_MASTER
2. SLAVE1
3. SLAVE2
4. SLAVE3
5. SLAVE4

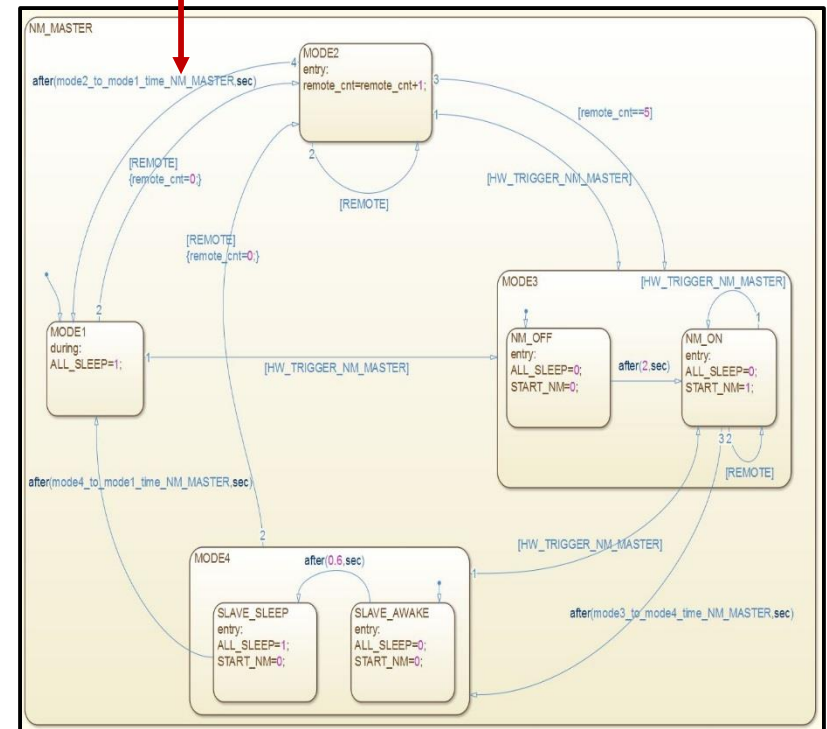


# REQUIREMENT TRACEABILITY AND MODELLING

**CANBUS\_REQ\_XXX:** This signal would be transmitted by any node that requires CAN Bus to be alive.



If the NM\_MASTER gets less than 5 REMOTE triggers then after a calibratable time it should come back to MODE1.

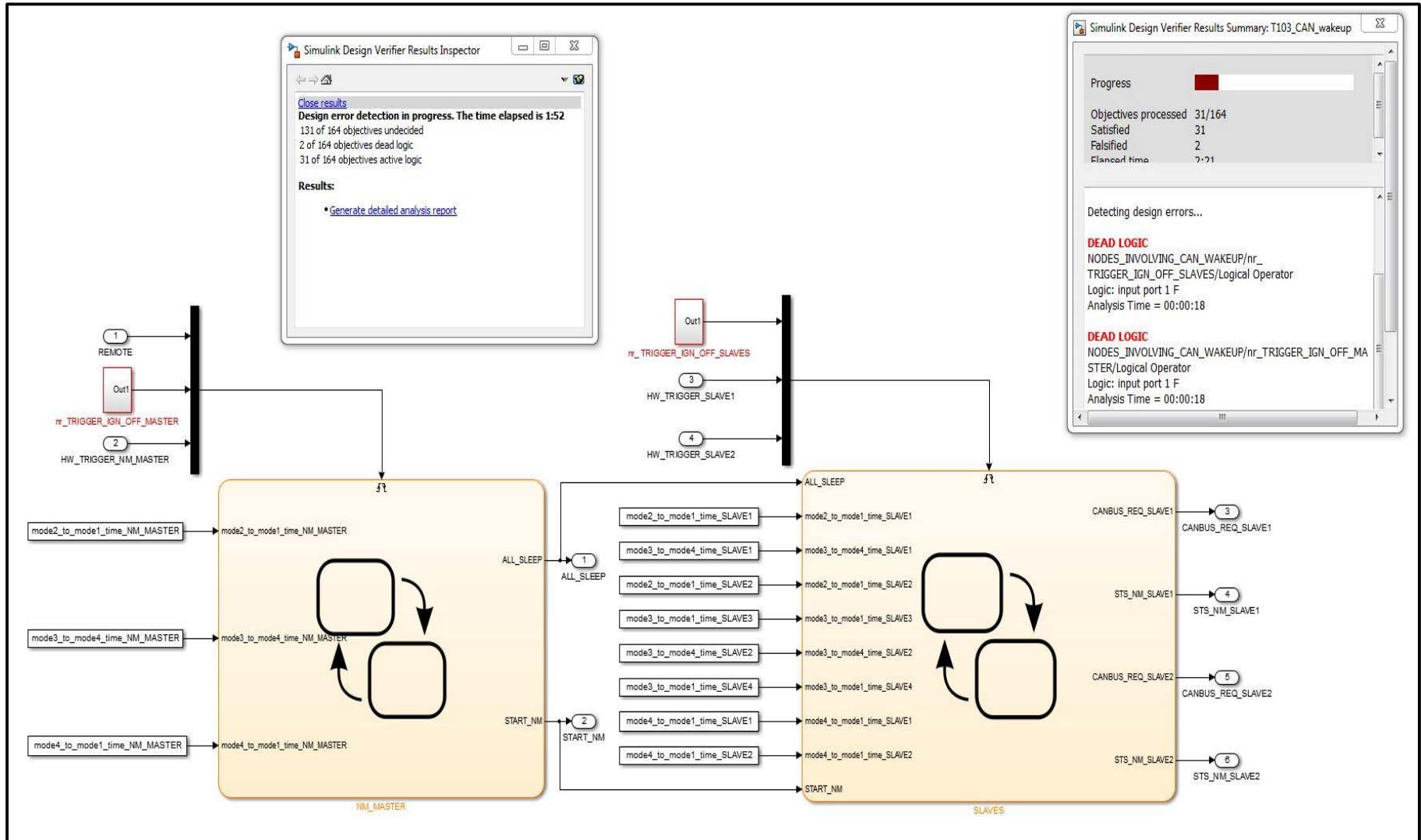




# VALIDATION

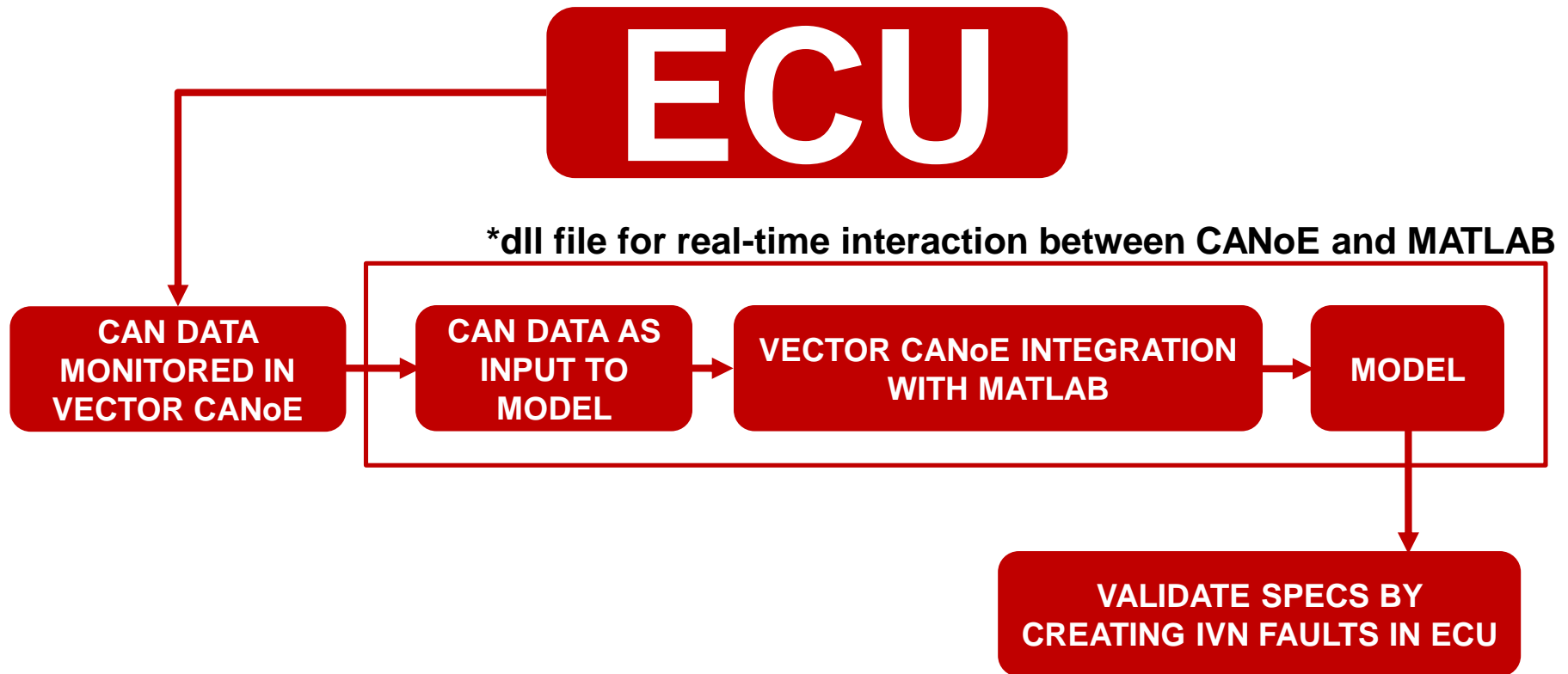
- **Design Error detection using Simulink Design Verifier**
- **Test case generation and validation using excel sheet / signal builder**
- **Coverage analysis**
- **Creating Hardware-In-Loop environment for actual ECU testing**

# DESIGN ERROR DETECTION





# HARDWARE-IN-LOOP



# RESULTS

PROBLEM	TARGET ACHIEVED
Communication gap as most of our suppliers are from North-East Asia	→ Visibility and readability of specs improved drastically → Real time simulation of specs
Huge development time	→ 40% reduction in development time and software deliveries
Delay in software deliveries	
Numerous software bugs	→ Iterations of buggy software reduced to 80%

# TOOLS USED

- **Simulink**
- **Stateflow**
- **Simulink Design Verifier**
- **Simulink Verification and Validation**
- **Vector CANoe Integration with MATLAB**
- **Report Generator**



# QUESTIONS

?????

# THANK YOU

## Disclaimer

Mahindra & Mahindra herein referred to as M&M, and its subsidiary companies provide a wide array of presentations and reports, with the contributions of various professionals. These presentations and reports are for informational purposes and private circulation only and do not constitute an offer to buy or sell any securities mentioned therein. They do not purport to be a complete description of the markets conditions or developments referred to in the material. While utmost care has been taken in preparing the above, we claim no responsibility for their accuracy. We shall not be liable for any direct or indirect losses arising from the use thereof and the viewers are requested to use the information contained herein at their own risk. These presentations and reports should not be reproduced, re-circulated, published in any media, website or otherwise, in any form or manner, in part or as a whole, without the express consent in writing of M&M or its subsidiaries. Any unauthorized use, disclosure or public dissemination of information contained herein is prohibited. Unless specifically noted, M&M or any of its subsidiary companies is not responsible for the content of these presentations and/or the opinions of the presenters. Individual situations and local practices and standards may vary, so viewers and others utilizing information contained within a presentation are free to adopt differing standards and approaches as they see fit. You may not repackage or sell the presentation. Products and names mentioned in materials or presentations are the property of their respective owners and the mention of them does not constitute an endorsement by M&M or its subsidiary companies. Information contained in a presentation hosted or promoted by M&M is provided “as is” without warranty of any kind, either expressed or implied, including any warranty of merchantability or fitness for a particular purpose. M&M or its subsidiary companies assume no liability or responsibility for the contents of a presentation or the opinions expressed by the presenters. All expressions of opinion are subject to change without notice.



**Mahindra**  
*Rise.*